



Cloverdale Homelessness Community Advisory Group

Meeting: November 26, 2019
Tuesday, 1:00-3:30 pm
 Cloverdale Fire District Meeting Room
 451 S. Cloverdale Blvd.
 Cloverdale, CA 95425

AGENDA

Meeting Convener: City of Cloverdale

TIME	Topics
1:00-1:15	Welcome from Vice Mayor Wolter and Councilmembers Brigham <ul style="list-style-type: none"> • Introductions of Community Advisory Group Members
1:15-1:30	Overview of the Community Advisory Groups scope of work <ul style="list-style-type: none"> • Discuss anticipated outcomes
1:30-1:50	Overview of the state of homelessness in Northern Sonoma County <ul style="list-style-type: none"> • Data from the 2019 Sonoma County Homeless Census & Survey • Local experience-based and anecdotal information
1:50-2:10	Status of the homeless services currently being provided in Cloverdale
2:10-3:15	Discussion about what strategies/services/supports (coordinated entry, rapid rehousing, street outreach, shelter services, shared housing, low-income housing, permanent supportive housing, etc.) are successful for ending homelessness: <ul style="list-style-type: none"> • Clarify homeless issues, challenges, and opportunities facing Cloverdale and • Define what “success” would look like—what the Plan should aspire to and what the community will support.
3:15-3:25	<ul style="list-style-type: none"> • Next steps • Next Meeting: November 26, 2019, 1:00-3:30 pm, Cloverdale Fire District – Meeting Room
3:25-3:30	Concluding remarks (David Kelley, City Manager)

Sonoma County

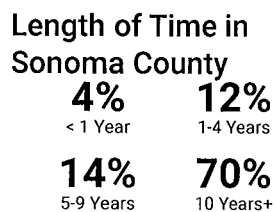
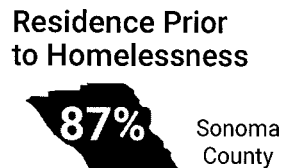

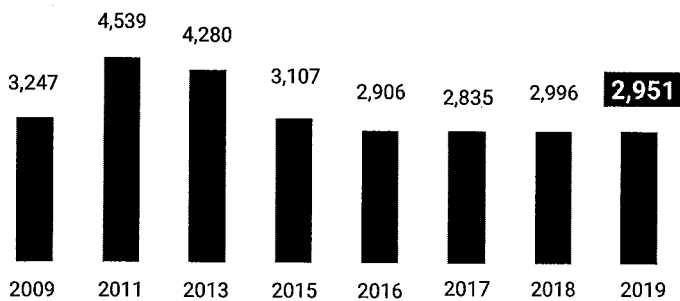
Homeless Census & Survey

2019 Executive Summary

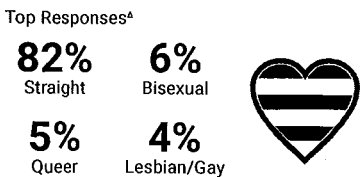
Every two years during the last 10 days of January, communities across the country conduct comprehensive counts of the local homeless populations in order to measure the prevalence of homelessness in each local Continuum of Care.

The 2019 Sonoma County Point-in-Time Count was a community-wide effort conducted on January 25th, 2019. In the weeks following the street count, a survey was administered to 2,951 unsheltered and sheltered individuals experiencing homelessness in order to profile their experience and characteristics.

Census Population: Longitudinal Trend

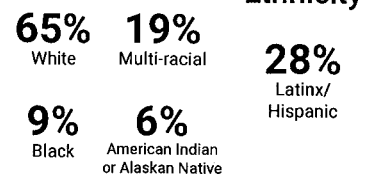


Sexual Orientation

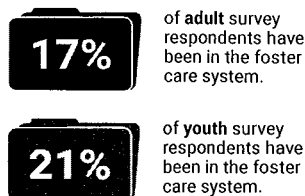


Race

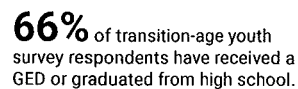
Top Responses*



Foster Care




Educational Attainment




2019 Sheltered/ Unsheltered Population



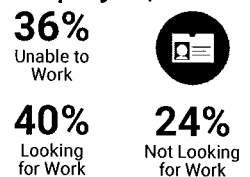
Subpopulation* Data



Employment Status



If Unemployed, Currently...



First Episode of Homelessness

30% indicated their current episode of homelessness was their first.

44% of those respondents were homeless for one year or more.

History of Domestic Violence

34% reported they had experienced domestic violence.



Sex Trade Involvement

16% traded sex for money or a place to stay.

7% have a history of being trafficked.

Primary Event or Condition That Led to Homelessness*

Top 4 Responses*

19% Lost Job **18%** Argument with Family/Friend **16%** Alcohol or Drug Use **12%** Eviction

Age at First Episode of Homelessness



17% 0-17 **33%** 18-24 **36%** 25-49 **14%** 50+

Obstacles to Permanent Housing*

Top 4 Responses*

68% Can't Afford Rent **48%** No Job/Not Enough Income **25%** No Money for Moving Costs **24%** No Housing Available

Duration of Current Episode of Homelessness

9% 30 Days or Less **34%** 1-11 Months **57%** 1 Year or More



Self-Reported Health*

Current health conditions that may affect the housing stability or employment of those experiencing homelessness.



38%

Alcohol & Drug Abuse



35%

Psychiatric/Emotional Conditions



25%

Physical Disability



25%

Post-Traumatic Stress Disorder



23%

Chronic Health Problems



9%

Traumatic Brain Injury



3%

HIV/AIDS Related Illness

Disabling Conditions

42% of survey respondents reported having at least one disabling condition.



A disabling condition is defined by HUD as a developmental disability, HIV/AIDS, or a long-term physical or mental impairment that impacts a person's ability to live independently but could be improved with stable housing.

Interest in Permanent Housing



89% of survey respondents said they would like affordable permanent housing if it became available soon.

Government Services and Assistance

71% of survey respondents reported receiving government benefits.



Reasons for Not Receiving Any Government Assistance*

Top 6 Responses*

31% Don't Think I'm Eligible **24%** Don't Want Government Assistance **15%** No Permanent Address **12%** Don't Have ID **11%** Applied and Waiting for Response **11%** Never Applied

Non-Government Services Currently Accessing*

Top 6 Responses*

60% Free Meals **44%** Bus Passes **40%** Emergency Shelter **27%** Shelter Day Services **26%** Health Services **18%** Mental Health Services

*Subpopulation Definitions

Chronically Homeless

An individual with one or more disabling conditions or a family with a head of household with a disabling condition who:

- » Has been continuously homeless for 1 year or more and/or;
- » Has experienced 4 or more episodes of homelessness within the past 3 years.

Veterans

Persons who have served on active duty in the Armed Forces of the United States. This does not include inactive military reserves or the National Guard unless the person was called up to active duty.

Families

A household with at least one adult member (persons 18 or older) and at least one child member (persons under 18).

Unaccompanied Youth & Transition-Age Youth (TAY)

Children under the age of 18 and young adults between the ages of 18 and 24 years old (TAY) who are experiencing homelessness and living without a parent or legal guardian.

+ Multiple response question, results may not add up to 100%.

Δ Only displaying top responses.

Note: Some percentages have been rounded so total percentage will equal 100%.

The complete comprehensive report includes a more detailed profile of the characteristics of those experiencing homelessness in Sonoma County. It will be available in summer 2019.

Source: Applied Survey Research, 2019, Sonoma County Homeless Census & Survey, San Jose, CA.

Sonoma County

Community-Wide Telephone Survey

2019 Executive Summary



In January 2019, Sonoma County and ASR implemented a representative, telephone-based household survey to understand the impacts of the fall 2017 fires. A total of 1,132 valid surveys were conducted in this additional assessment of unstably housed and fire-affected populations.

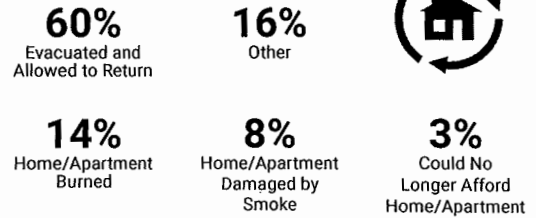
These data are intended to assist service providers, policy makers, funders, and local and state governments in gaining a better understanding of how the 2017 fires affected the county at large and the characteristics of those who are not homeless but lack a residence of their own.

Temporarily Housed Population

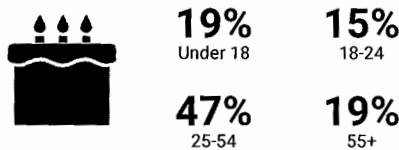
Temporarily Housed | 21,725 Individuals



How Housing Situations Were Impacted by the Fires



Temporary Residents by Age



Temporary Residents and Connection to Housing Assistance



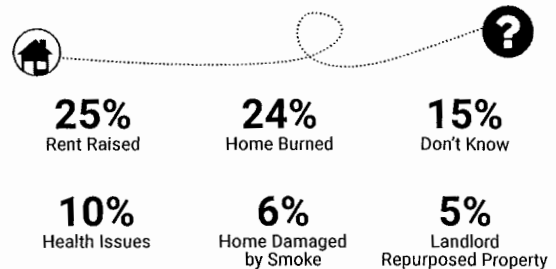
Temporary Residents by Gender



28% of households were impacted by the fires.




Primary Causes of Temporary Residence



Sonoma County Housing Supply


Housing Prior to Fires

Occupied Housing Units | 189,043



Housing Destroyed in Fires

Destroyed Housing Units | 5,297 (3% of Total)



Temporary Residents Access to Homeless Assistance

8% of respondents said they were accessing homeless assistance.

The complete comprehensive report includes a more detailed profile of the characteristics of those experiencing homelessness in Sonoma County. It will be available in late summer 2019.

Source: Applied Survey Research, 2019, Sonoma County Homeless Census & Survey, San Jose, CA.





Cloverdale Homelessness Community Advisory Group
October 6, 2019

City of Cloverdale Homelessness Community Advisory Group Members		
Name	Position	Advisory Group Role
David Kelley	Cloverdale City Manager	Staff
Kevin Thompson	Cloverdale Assistant City Manager	Staff
Gus Wolter	Cloverdale Vice Mayor	Member
Maryann Brigham	Cloverdale Councilmember	Member
Marta Cruz	Cloverdale Councilmember	Alternate Member
Jason Ferguson	Police Chief	Member
Chris Parker	Police Lieutenant	Alternate Member
Jason Jenkins	Cloverdale Fire Department	Member
TBD	Cloverdale Fire Department	Alternate Member
Jeremy Decker	Cloverdale School District	Member
TBD	Cloverdale School District	Alternate Member
Colleen Halbohm	The Wallace House	Member
Neena Hanchett	Cloverdale Chamber of Commerce	Member
Deborah Howell	Alexander Valley Health Care	Member
TBD	Alexander Valley Health Care	Alternate Member
Michael Velasquez	St. Vincent de Paul	Member
TBD	Cloverdale Senior Center	Member
Colleen Carmichael	Reach for Home, Executive Director	Member
Rick Cafferata	Reach for Home, Homeless Outreach Coordinator	Alternate Member
Chris Brokate	Clean River Alliance, Executive Director	Member
Casey Carr	Clean River Alliance	Alternate Member
Tim Duke	Lieutenant, Sonoma County Sheriff's Office	SoCo Law Enforcement
Geoffrey Ross	Executive Director, Sonoma County Community Development Commission (CDC)	Advisor
Michael Gause	Continuum of Care Coordinator, CDC	Advisor

City of Cloverdale Homelessness Community Advisory Group Meeting Schedule			
Meeting	Date	Time	Location
1	Tuesday, October 29, 2019	1:00-3:30 pm	Cloverdale Fire Department 451 S. Cloverdale Blvd Cloverdale, CA 95425
2	Tuesday, November 26, 2019		
3	Tuesday, January 14, 2020		
4	Tuesday, February 11, 2020		
5	Tuesday, March 10, 2020		
6	Tuesday, April 7, 2020		

Homeless Community Advisory Group (CAG) Purpose: The Goal of establishing a CAG is to hold a series of meetings, wherein advisory group members share their ideas and views based on their experience working with and interacting with the homeless to help form the core content of a Homelessness Strategic Plan for addressing homelessness in Cloverdale.

Community Advisory Group Meeting Content	
Meeting Date	Meeting Content
Meeting 1 11/26/19	<ol style="list-style-type: none"> 1. Introductions and overview of the Community Advisory Group’s scope of work and anticipated outcomes 2. Overview of the state of homelessness in Cloverdale—Review data from the 2019 Sonoma County Homeless Census & Survey and local experience-based and anecdotal information 3. Status of the homeless services currently being provided in Cloverdale 4. Discussion about what strategies/services/supports are successful for ending homelessness: <ol style="list-style-type: none"> a. clarify homeless issues, challenges, and opportunities facing Cloverdale and b. define what “success” would look like—what the Plan should aspire to and what the community will support.
Meeting 2 1/14/20	<ol style="list-style-type: none"> 1. Discuss Vision for Success – What is Cloverdale striving to achieve in addressing homelessness 2. Discussion and Review of Guiding Principles, Goals and Performance Measures in the Framework: The goals are the basis for the for the Action Plans that will lead to success in addressing homelessness. 3. Discuss how to measure the success of each action steps?
Meeting 3 2/11/20	<p>Review of Goal #1-#2 - Identification of major strategies (actions) to reduce the number of people experiencing homelessness in Cloverdale (Goal #1) and prevent and mitigate public health and safety impacts stemming from homelessness (Goal #2). For Goal #1 and #2, determine the following:</p> <ol style="list-style-type: none"> 1. Supporting actions to take to implement the goals 2. Populations to target for each action 3. Organizations that need to be involved to provide or support these actions 4. Resources needed to implement actions 5. Timeline and Performance metrics: Identify timeframe for action steps and how the success of each action will be measured).
Meeting 4 3/7/20	<p>Review of Goal #3 and #4: Consider Programs to prevent homeless among residents (Goal 3) and Outreach and Supportive Services to homeless individuals and families in need of assistance (Goal 4). Determine the following:</p> <ol style="list-style-type: none"> 1. Supporting actions to take to implement the goals 2. Populations to target for each action 3. Lead and Partner Organizations that need to be involved to provide or support these actions 4. Resources needed to implement actions 5. Timeline and Performance metrics: Identify timeframe for action steps and how the success of each action will be measured).

Meeting 5 4/6/20	Review Goals #5, #6 and #7 identified to increase community awareness of the homeless initiative (Goal 5), advocate for legislative and program to strengthen Cloverdale efforts (Goal 6) and develop governance infrastructure to facilitate implementation of the Strategic Plan. For Goals 5, 6 and 7, determine the following: <ol style="list-style-type: none"> 1. Supporting actions to take to implement the goals 2. Populations to target for each action 3. Lead and Partner Organizations that need to be involved to provide or support these actions 4. Resources needed to implement actions 5. Timeline and Performance metrics: Identify timeframe for action steps and how the success of each action will be measured).
Meeting 6 5/5/20	<ol style="list-style-type: none"> 1. Discuss draft strategic action plan 2. Determine what changes are needed 3. Identify the Community Advisory Group's next steps and future role in implementing and monitoring the strategic action plan implementation

NOTE: Community Advisory Group participants will receive materials via email by no later than the Monday prior to each meeting.

Sonoma County

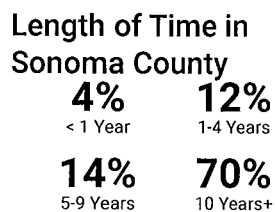
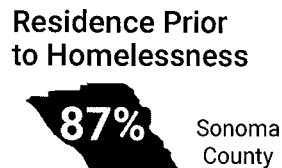

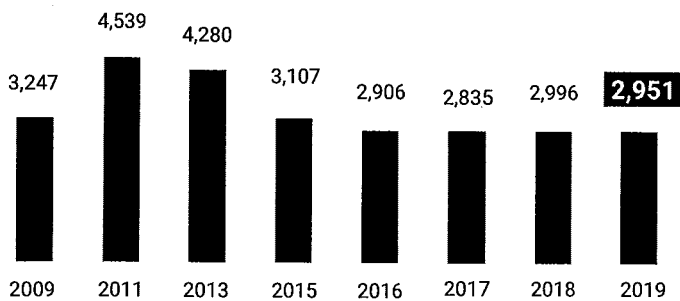
Homeless Census & Survey

2019 Executive Summary

Every two years during the last 10 days of January, communities across the country conduct comprehensive counts of the local homeless populations in order to measure the prevalence of homelessness in each local Continuum of Care.

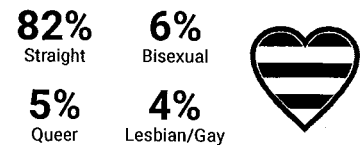
The 2019 Sonoma County Point-in-Time Count was a community-wide effort conducted on January 25th, 2019. In the weeks following the street count, a survey was administered to 2,951 unsheltered and sheltered individuals experiencing homelessness in order to profile their experience and characteristics.

Census Population: Longitudinal Trend



Sexual Orientation

Top Responses*

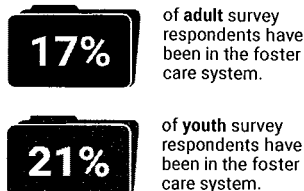


Race

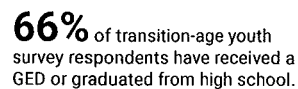
Top Responses*



Foster Care



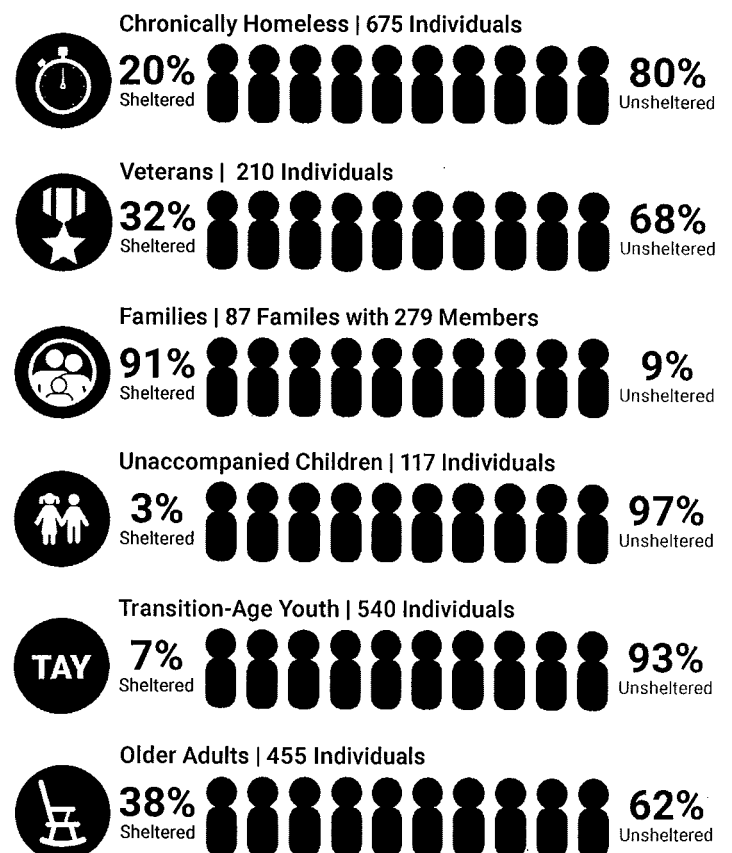
Educational Attainment




2019 Sheltered/ Unsheltered Population



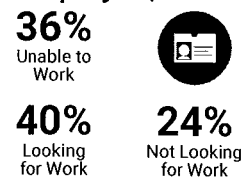
Subpopulation* Data



Employment Status



If Unemployed, Currently...



First Episode of Homelessness

30% indicated their current episode of homelessness was their first.

44% of those respondents were homeless for one year or more.

History of Domestic Violence

34% reported they had experienced domestic violence.



Sex Trade Involvement

16% traded sex for money or a place to stay.

7% have a history of being trafficked.

Primary Event or Condition That Led to Homelessness*

Top 4 Responses*

19% Lost Job **18%** Argument with Family/Friend **16%** Alcohol or Drug Use **12%** Eviction

Age at First Episode of Homelessness



17% 0-17 **33%** 18-24 **36%** 25-49 **14%** 50+

Obstacles to Permanent Housing*

Top 4 Responses*

68% Can't Afford Rent **48%** No Job/Not Enough Income **25%** No Money for Moving Costs **24%** No Housing Available

Duration of Current Episode of Homelessness

9% 30 Days or Less **34%** 1-11 Months **57%** 1 Year or More



Self-Reported Health*

Current health conditions that may affect the housing stability or employment of those experiencing homelessness.



38%

Alcohol & Drug Abuse



35%

Psychiatric/Emotional Conditions



25%

Physical Disability



25%

Post-Traumatic Stress Disorder



23%

Chronic Health Problems



9%

Traumatic Brain Injury



3%

HIV/ AIDS Related Illness

Disabling Conditions

42% of survey respondents reported having at least one disabling condition.



A disabling condition is defined by HUD as a developmental disability, HIV/AIDS, or a long-term physical or mental impairment that impacts a person's ability to live independently but could be improved with stable housing.

Interest in Permanent Housing



89% of survey respondents said they would like affordable permanent housing if it became available soon.

Government Services and Assistance

71% of survey respondents reported receiving government benefits.



Reasons for Not Receiving Any Government Assistance*

Top 6 Responses*

31% Don't Think I'm Eligible **24%** Don't Want Government Assistance **15%** No Permanent Address **12%** Don't Have ID **11%** Applied and Waiting for Response **11%** Never Applied

Non-Government Services Currently Accessing*

Top 6 Responses*

60% Free Meals **44%** Bus Passes **40%** Emergency Shelter **27%** Shelter Day Services **26%** Health Services **18%** Mental Health Services

*Subpopulation Definitions

Chronically Homeless

An individual with one or more disabling conditions or a family with a head of household with a disabling condition who:

- » Has been continuously homeless for 1 year or more and/or;
- » Has experienced 4 or more episodes of homelessness within the past 3 years.

Veterans

Persons who have served on active duty in the Armed Forces of the United States. This does not include inactive military reserves or the National Guard unless the person was called up to active duty.

Families

A household with at least one adult member (persons 18 or older) and at least one child member (persons under 18).

Unaccompanied Youth & Transition-Age Youth (TAY)

Children under the age of 18 and young adults between the ages of 18 and 24 years old (TAY) who are experiencing homelessness and living without a parent or legal guardian.

+ Multiple response question, results may not add up to 100%.

Δ Only displaying top responses.

Note: Some percentages have been rounded so total percentage will equal 100%.

The complete comprehensive report includes a more detailed profile of the characteristics of those experiencing homelessness in Sonoma County. It will be available in summer 2019.

Source: Applied Survey Research, 2019, Sonoma County Homeless Census & Survey, San Jose, CA.

Sonoma County

Community-Wide Telephone Survey

2019 Executive Summary



In January 2019, Sonoma County and ASR implemented a representative, telephone-based household survey to understand the impacts of the fall 2017 fires. A total of 1,132 valid surveys were conducted in this additional assessment of unstably housed and fire-affected populations.

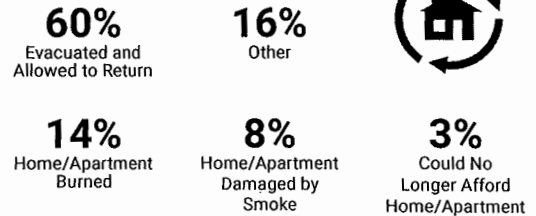
These data are intended to assist service providers, policy makers, funders, and local and state governments in gaining a better understanding of how the 2017 fires affected the county at large and the characteristics of those who are not homeless but lack a residence of their own.

Temporarily Housed Population

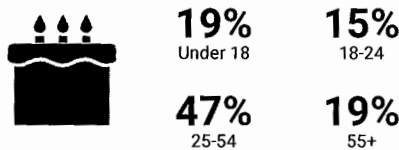
Temporarily Housed | 21,725 Individuals



How Housing Situations Were Impacted by the Fires



Temporary Residents by Age



Temporary Residents and Connection to Housing Assistance



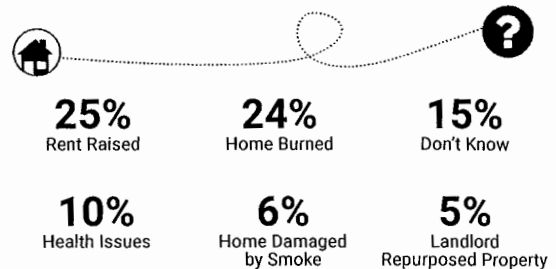
Temporary Residents by Gender



28% of households were impacted by the fires.




Primary Causes of Temporary Residence



Sonoma County Housing Supply


Housing Prior to Fires

Occupied Housing Units | 189,043



Housing Destroyed in Fires

Destroyed Housing Units | 5,297 (3% of Total)



Temporary Residents Access to Homeless Assistance

8% of respondents said they were accessing homeless assistance.

The complete comprehensive report includes a more detailed profile of the characteristics of those experiencing homelessness in Sonoma County. It will be available in late summer 2019.

Source: Applied Survey Research, 2019, Sonoma County Homeless Census & Survey, San Jose, CA.

